



THE HOOD SCOOP

March 2018

GTO of the Month

By Bob Blattel

Gateway GTO Association



Hello, my name is Bob Blattel and I have been a member of the GTO club for about thirteen years. I've lived in the St. Charles area for about 40 years. My wife Chris and I raised four children, two boys and two girls.

I enjoy hobbies that include magic, astronomy, model trains, independent movies, old board game collecting and last, but not least, muscle cars. While growing up in north St. Louis, I did not own any cool cars. My first car was actually a 6-cylinder 1963 Chevrolet Bel Air with a three on the tree shifter. The car was in pretty poor shape.

The thought of owning a muscle car as an adult never crossed my mind until my birthday in September of 2005. My wife suggested renting a classic car for a day. I'm not really a car guy, so I got on the internet and found a web site called, "Classic Cars Plus." They rented classic cars! I decided that coolest car they had was a 1968 Pontiac GTO. I arranged to rent the car and looked forward to my birthday cruise.



INSIDE THIS ISSUE:

GTO of the Month	1
The Presidents Scoop	4
Vehicle Appraisals	8
Tech Article	11
Calendar	19
GTO Marketplace	20
GGTOA Info Page	22



TEST DRIVE
TECHNOLOGIES
VEHICLE INSPECTION APPRAISAL SERVICES
636-388-8378





The big day arrived and my first experience with the rented GTO was to make sure I could handle the 4-speed floor shifter. After a short trial run, I was off. My excitement level was off the chart. I drove to everyone's house I knew to show off the GTO. The sound of the 4 barrel kicking in was music to my ears. I drove and drove and drove. I was most definitely hooked. The next day, as I drove the GTO back, I felt a sense of let down.

Well, I started doing some research on the internet about the costs of purchasing a 1968 or 1969 GTO. I ran into a web site called, "Gateway GTO" and noticed one of people listed was Terri Oxler, who happened to live a short distance away from me. She and her husband Tom invited me to GTO club meeting. I decided to join the club even though I didn't own a GTO or a Pontiac car. Mark Melrose and Tom Oxler were especially helpful with ideas on purchasing a GTO. Mark kept emailing me info on what to look for. Will Bower also added helpful advice. They kept me excited and hopeful.

After a few disappointments, I found a 1968 GTO at Holt Auto near Lansing, Michigan. It was delivered to me shortly thereafter and the rest is history.

This past winter and spring some modifications were made under the hood and to the rear of the car. My mechanic, Randy Bardle, found a 428 engine he thought I needed. Between Randy and Bob Stiegemeier, the 428 was reworked with forged pistons, roller rockers, different heads and a Ram Air exhaust manifold. A MSD electric system was installed along with a Stiegemeier racing carb and an Optima battery. Randy took out the rear end (not a GTO rear end) and installed a w30 rear end from an Olds 442. The car sits and rides better and the modifications also allowed for wider tires in the back.

I enjoy the GTO club because of all the friends that I have made and it's just a neat place to hang out. Thanks for putting up with me!



GTO of the Month



PS. The '68 GTO is the only Pontiac that I now own. The Westport car show and the Toy drive are my favorite events. I wish to thank the club for all they do. I have some pictures of the transporting of the toys from last December. The families in the North Grand area really appreciate all that we do.





Presidents Scoop

The Presidents Scoop

By Terry Schott

It's the beginning of March already and we are starting to see a few warm days. It's that time of year when warm days usually mean rainy weeks. I know we needed some rain, but after several days of clouds and a full week of rain it was nice to see the sun again. The good thing is that it washed away all the salt off the roads. Let's hope it stays warm enough not to need any more salt.

Sunday, February 25, was a beautiful day and we had about 2 dozen people at the Pinball Event. Thanks to Marty Howard for hosting it and for all of you who participated.

The next event is the Easter car show on Sunday, April 1, in Forest park. The group usually meets at a McDonalds close to there and cruises over there as a group. Please contact Tom Oxler with any questions.

Tom is also checking on a possible dyno-day and a drag racing day at Bonne Terre, Missouri. We would like to try to get these events set up, but we need your help to do it. We need anyone interested in these events to contact Tom or myself. The cost would probably average about \$50 per car for either event, for dyno time or to run at the dragstrip. The cost varies a lot based on the number of participants. It takes about 30 or more @ \$50 each to pay for the dragstrip or and at least 10 to cover the dyno rental. Unless we can get enough people, then it just doesn't work. These events can definitely be opened up to other family and friends to help us increase our number of participants. Tom is willing to set up these events, but we need a commitment from all of you if we want to do it. Start talking to your friends about it and get back to us so we can start planning dates.

On Saturday, April 28, Tom Fox and Laura Kiefer have invited the club to a housewarming party. It sounds like another fun event. The trip to Old Monroe would be a good chance to drive your GTO. I sent out a notice on this in early January along with the flyer. I will be sending out another reminder as well. Please contact Laura or Tom and let them know if you plan to attend. Thanks to them for inviting the club.

We are looking for more events to do this year. Jeff Bond has got a trip to the Wood River Refinery Museum set up followed by lunch at King Louie's Drive-In on Saturday June 2nd. It sounds like a fun time, thanks Jeff. Mark and Saundra Melrose are also planning another road rally. We've done them before and they have always been a great event. There will be more on this as they finalize their plans.

With close to 90 members now in Gateway GTO, I know that some of you can find other





Presidents Scoop



events for us to do as well. Talk with friends and other clubs to see what they are doing. I got Bob's Gasoline Alley as a suggestion from my neighbor in the Chevy Club. Think "outside the box". We've had a great cruise and tour of the Missouri State Penitentiary in Jefferson City. A group of us went to the Route 66 display at the History Museum in Forest Park. We went to Warm Springs Ranch in Boonville to see the Clydesdales. We've also had lots of cruises, places like Elephant Rocks and overnight cruises to Missouri Route 66 motels like the Munger Moss in Lebanon and the Wagon Wheel in Cuba. We've had Illinois poker runs to Pierre Marquette, and a cruise to a unique fort with historical displays. There's lots of stuff out there to do. See what you can come up with. It's your club and we want your input for activities you'd like to do.

We've had some requests from a few members interested in getting apparel with the club logo. I am in the process of getting the info on club hats, button shirts, sweatshirts or jackets. I have contacted Chris from Custom Auto Apparel and sent her our club logo. She is working on pricing the various items with our logo. She could set up a Gateway tab on her website and we could order directly from her. I will keep you posted as things get finalized. Tom Oxler has also agreed to look into getting new club tee shirts in both long and short sleeve as well as some ladies cut shirts. The proposed design for those shirts is included on the next page.

Pull the covers off the cars and get ready to cruise. Spring is almost here.





Presidents Scoop



Proposed T-Shirt Design

D30064

****PLEASE NOTE:** Due to variations in garment size, it is not possible to show exact logo size and placement. The mockup shown is for illustrative purposes only and is NOT TO SCALE.



FRONT

PRINT COLORS:

*Pantone colors are approximate unless otherwise noted



FULL FRONT - 4.5" W x 15" H



BACK

PRINT COLORS:

*Pantone colors are approximate unless otherwise noted



FULL BACK - 12" W x 10" H



Meeting Minutes



GGTOA Minutes: 3/1/18

7:00PM - Meeting Start - Speaker Steve Gnade came in to talk about health insurance.

7:29 - Old Business - Terry Schott spoke about the Trivia Night. Marty Howard talked about the Pin-ball event. Laura Kiefer volunteered to be the new club photo album editor. Please submit your associate member's email address if you would like to have it added to the club roster.

7:36 - New Business - Mark Melrose explained a change to the bylaws that needs to be revised due to wording about club officers being labeled as "directors". It was put up for a vote to change the wording. Motion to vote by Gail Schott, seconded by Tom Oxler. The vote with members in attendance was unanimously positive. The bylaw changes will be made.

Terry Schott talked about getting new club shirts and hats. He mentioned that he found a vendor that would be willing to take direct orders and ship them straight to the customer. Terry will get more information and samples. Tom Oxler suggested the possibility of getting intricately designed shirts similar to the meet shirts.

Terry Schott brought up info on drag or dyno events. We would definitely need commitments if we were going to pursue it, due to significant costs.

We also need to update the member's rides section of the website. Please submit pictures and info if you would like to have it on the website.

In a discussion about the GTOAA associate member program, Kerry Friedman mentioned that most people don't sign up because it is largely unnecessary.

Mark Melrose talked about the possibility of running another road rally event in April or May. Mark gave details.

7:58 – Upcoming events –

4/1 – Easter Car Show. Contact Tom Oxler. (CSE)

4/28 – Housewarming Party hosted by Tom Fox and Laura Kiefer

5/6 – Model T Swap Meet at Gateway Motorsports Park

6/2 – Tour of Wood River Refinery Museum and lunch at King Louie's Drive In. Wood River, IL. (CSE)

6/26-6/30 – GTOAA National Convention in Valley Forge, PA (CSE)

8/3-8/5 – Ames Tri-Power Nationals, Norwalk, OH

8/26 – Gateway GTO Club Picnic (CSE)

9/9 – Wheels in Motion Charity Car Show (CSE)

9/15-9/16 – Pontiac Regional Event, Pontiac, IL (CSE)

9/17-9/30 – Street Legends Route 66 Cruise (CSE)

Terry Schott talked about a possible tour of Chris Simmons' workplace Precision Restoration. Kerry Friedman said that it might also be a good opportunity to take a tour of the Four Hands Brewery, which is nearby.

No GTOAA Update

8:16 – Tech – Craig Glenn talked about an oil leak in his GTO. He's looking for a possible remedy. He believes it could be a rear main seal.

8:20 – Club Personals – Jeff and Debbie Bond are looking into a 68 GTO Convertible. He is going to sell his 64 if anyone is interested.

Will Bowers just had his 75th birthday.

Tootie May tore a meniscus in her right leg.

Steve Hedrick's father had a stroke.

Cecil and Annette Chapman's daughter has cancer in one of her kidneys.

Chris Winslow had two wisdom teeth removed.

8:25 – Motion to adjourn by Mark Melrose, seconded by Craig Glenn.

50/50 of \$38 won by Kerry Friedman



The Importance of Having an Appraisal

By

Steve Paul



A short while back I had the pleasure of appraising a rare Buick Coupe for a gentleman from Australia looking to purchase the vehicle and have it imported into his home country which is extremely strict on the vehicle's condition going through customs. The vehicle was being purchased from a widow whose late husband had the car since he was a young man. The buyer and seller had been communicating back and forth about this Buick for months. From what I was told, the purchase started through a Buick forum where the widow had made a post asking about the approximate value of the car and the gentleman from Australia had been wanting to purchase one just like it. I was called in to provide a pre-purchase inspection and appraisal of the Buick Coupe. Not knowing the full story yet, I scheduled the inspection as normal, drove 3 hours for the inspection down some sketchy rock country roads to find a beautiful log cabin home nestled away in the middle of nowhere. I always try and keep an open mind when doing to do an inspection of a vehicle so I am not biased. When I pulled into the driveway I was very surprised to what I found... It was a 1956 Buick Special 2 Door Coupe painted in sherbet orange over white, which I found out later through research was a very rare color combination. Sadly, the vehicle looked good from a far but was far from good, as it had loads of body filler in the rockers, doors and quarters and loads of rust in the body mounts and floor pans. The car ran well and drove like a dream but certainly was not a candidate for being imported Down Under.

Now my wife Christina is usually the one who always chats with the vehicle owners while I do my inspections and gets the story on the car and keeps the owner distracted while I do my inspection. This time I had to go solo and most of the time I try to avoid too much chatting other than “just the facts” when I go on my own. This time was different. Later, after the inspection, the widow showed me the documentation she still had on the car from her husband. He had kept it all in a small round tin can and had not been opened in 25 years. In this tin can I found the original purchase receipt from when her late husband had purchased it when he was 16 years old along with some hand-written list and parts receipts. I could defiantly tell that the car meant the world to this woman and had also meant the world to her late husband and that their lives together were intertwined with this car. She had told me the story of how they first met, the car was part of that story. She told me about their wedding, the car was part of that story. She told me about the day they found out he had cancer, the car was also part of that story.

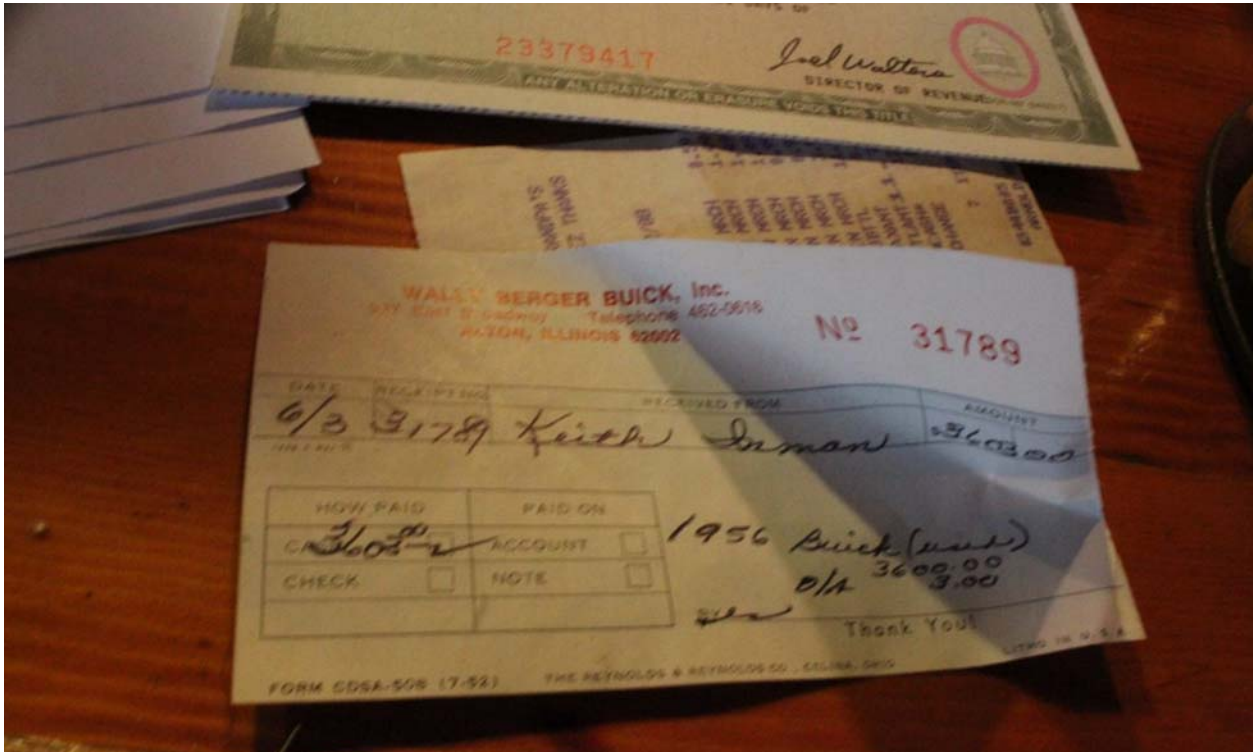
This car at one point in its life was a big head turner. It had one 1st place at the Horseless Carriage Club of Missouri Easter Concours of d’Elegance in 1990 and several others. I documented as much of the paperwork as I could, photographed the trophies and extra parts that



were part of the sale and said my goodbyes. With tears in her eyes, the widow said to me “How much do you think it’s worth?”. I gave my standard answer of “We will have to see what the comparables in the marketplace come back with but I if I had to guess I would say between \$10,000 and \$15,000 in its current condition”. I could see the hurt in her teared-up eyes as she said that she was hoping for the middle twenties but I knew it was nowhere close to that because of all the corrosion and body filler. Later that week, after my research and the report

was completed, she called me asking if I could send her a copy of the report since the buyer did not purchase the car, she said she was keeping it and needed it for the estate and insurance purposes and said that no money in the world was worth losing the memories that came with that car.

I know we all have our own stories on the dream car we have or have had in the past. I have shared this story with you not to make you tear up, not to make you sad, but to encourage



you to know and discuss the value of your vehicles with your spouses. Discuss and know where all paperwork, documentation, and awards are kept. Many of our spouses are very involved with our cars and some of our spouses even have their own cars which I think is awesome. Unfortunately, some day will come when you or your spouse may need to sell a vehicle in your collection or handle an insurance claim without you there. A sad tragic accident may happen and the car is damaged and an insurance claim is filed. Or a happier situation occurs and you finish your dream car restoration and are ready to insure it for the correct value. Documenting your vehicle's value on paper and of course insuring it, is the safest way to protect your dream investment.

Over the past two years I have become very intrigued and educated on the Pontiac GTO through research of values and inspecting cars in the St Louis area and at the past convention. I see many types of classic and collector cars and I must say, the GTO is certainly one of my absolute favorites. I welcome you all to contact me anytime to discuss the value of your cars or schedule an inspection and appraisal of your cars to document your vehicles condition and value on paper. I look forward to seeing you all at the next meeting and be sure to say hello to us at the 2018 GTO AA Convention in PA!

Late Model GTO Body Control Module Harness Issue


By

Chris Winslow

Many of you with the new generation GTO's may have heard about strange electrical issues and gremlins with these cars. It turns out that in many instances, these issues are caused by the harness that routes to the body control module chaffing through and shorting to the dash structure behind the glove compartment.


Fortunately, if you catch this problem before the harness shorts, it is a fairly easy fix.

The first step is to gain access to the area behind the glove box to see if your car has a potential problem. This is actually pretty easy if you know how to do it. The first step is to open the glove box past the rubber stops. There is one rubber stop on each side of the glove




box. I like to just work the rubber stops out of the door. To do this, grasp them from the inside of the glove box and pull them towards the inside of the globe box and down. They will slide out pretty easily.

With the stops removed, the next step is to remove the glove box. Unlike most cars I have worked on over the years, the glove box on this car just snaps into place. Essentially the pivot point on the right side is just a plastic clip that snaps onto a rod on the rear of the glove box. To remove the box, simply grasp the glove box door with the door about 1/3 of the way open and then pull to the rear of the car on the right hand side. This will cause the right pivot point to snap out of the clip. It does not take much force to pull this loose, so don't overdo it. Once the right pivot point is free, simply slide the glove box to the right to free it from the left pivot point. At this point the glove box will be totally free and can be set aside.



The next step is to get a good flashlight and look in the upper right hand corner of the dash area exposed by removing the glove box. There you will see a large harnesses, approximately 1 ½ inches in diameter, running vertically. That is that harness that needs to be protected.

As can be seen from the photos of my car, the harness was riding hard against the structure behind the glove box. This structure has a very sharp edge facing towards the front of the car. In the case of my car, which was manufactured in August of 2004 and has just under




18,000 miles, the damage was not bad. The wear had not made it past the harness covering yet.

There is no really good way to re-route this harness to get it way from the structure, so the only way to address the issue is to add some protection to the harness. There are two good ways to do this. The first and most elegant solution would be to add caterpillar grommet to the structure. This is a U shaped grommet strip that would snap onto the structure and cover up the sharp edge. Unfortunately, this kind of grommet is a bit hard to come by in reasonable quantities, so it is probably not a good option unless you happen to have some sitting around.

In my case, without any caterpillar grommet on hand, the second method was used. This method uses a short section of hose that is split so that it can be placed over the harness. Once the hose is worked into place, which actually takes some doing as this harness is stiff and was riding the structure hard; a few tie straps are used to hold it in place.

With the harness now protected, all that is left is to replace the glove box. Installation is pretty much reverse of removal. Just slide the glove box left pivot point into position and then



press the right had side of the glove box forward to snap the right pivot point back into position. After that work the two stops back into place and the job is done.

There is some disagreement in the late model GTO community as to whether this problem exists across model years. As mentioned above, it was still present in my 2004, which was built at the very end of the 2004 model year run. I would think that the engine change for the 2005 model year would not have driven a significant change to BCM wiring behind the dash, so if I owned a 2005 or 2006, I would check it just to be sure. The process for checking the harness takes less than 5 minutes, so it will be time well spent if it saves shorting out the BCM.



Year Of The 8's



Calling all owners of 1968 GTO's!

**In 2018, in celebration of:
50th Anniversary of the 1968 GTO**

The Hoodscope will be featuring Car of the Month articles on the anniversary year

If you own one of these special cars, please get to work on your article(s) and get them to Chris Winslow





NEW AGE GTO CONCOURS PROJECT

The GTO Association of America has initiated a project to create a set of photo records on the 2004 to 2006 GTO in anticipation of a time in the future when these cars will participate in the annual GTO Association of America Concours car show.

Gateway GTO has been chosen as the chapter to assemble these photo documentaries.

The project requires six **BONE STOCK** new age GTO's - One manual transmission and one automatic transmission car from each model year.

Ground Rules for Eligible Cars:

- Car must be bone stock with NO aftermarket parts or modifications. The only exceptions are batteries and tires.
- Factory parts, such as the sports appearance package and 18 inch wheels, are allowed.
- All parts the car was originally supplied with, such as the spoiler, must be installed. (Exception: Parts removed to install other factory parts such as the sports appearance package or 18" wheels.)

Once the cars are identified, a photo session will be scheduled.

If your car meets the requirements of the ground rules and you are interested in participating, please contact Chris Winslow.

**This is your chance to make your GTO the standard
against which all new age GTO's will be judged!**

Still looking for a 2005 Automatic Car - All other slots have been filled

GTOAAA



STREET LEGENDS TOUR

From Pontiac, Illinois to Needles, California
September 17-30, 2018

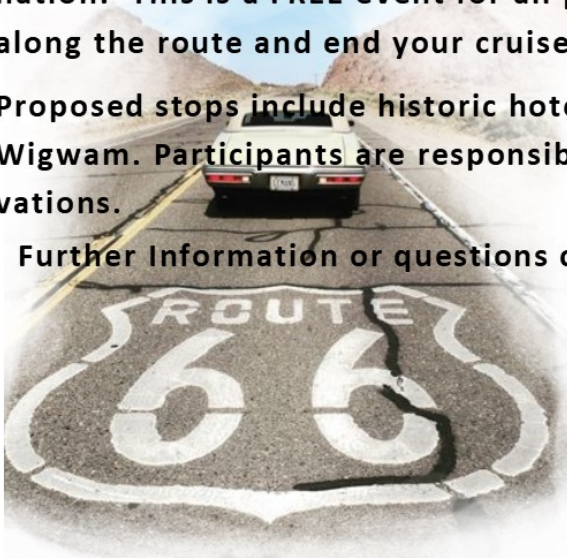
ALL MAKES, MODELS, & YEARS VEHICLES WELCOME!



This 1,700 mile 13 day cruise of old Route 66 kicks off from the Pontiac Oakland Museum in Pontiac Illinois September 17, 2018 following the GTOAA Regional event and will end September 30, 2018 in Needles California. All makes and model vehicles are invited to jump on board as we make our way to our destination. This is a FREE event for all participants, you may join in the cruise along the route and end your cruise at anytime.

Proposed stops include historic hotels; The Blue Swallow, El Rancho, and the Wigwam. Participants are responsible for making their own hotel/motel reservations.

Further Information or questions contact Tom; 636.288.1426 / toxler@prodigy.net



find us on
 Facebook



www.gtoaa.org

GATEWAY GTO ASSOCIATION

Membership/**Renewal** Form

(Please print clearly)

Name: _____ Date: _____

Associate Name: _____

Address: _____

City, State, Zip: _____

Home Phone: () _____ Cell Phone: () _____

E-mail Address: _____

Occupation: _____

Year & Body Style of Car(s) **ALL PONTIACS:**

Auto related interests, hobbies or talents:

GTO Association of America membership number: _____

GTO Association of America membership renewal date: _____

(found on address label of *Legend*)

PLEASE FILL IN ALL FIELDS

And mail with check to:

Will Bowers, Treasurer
Gateway GTO Association
1 Goshen Woods Lane
Edwardsville, IL 62025

Membership dues are \$35.00 per year, which includes you and one associate member (spouse, girlfriend, etc.) and your GTOAA yearly membership.

Gateway GTO Association Points Submission Form

Member Name _____

Month _____

Club Sponsored Events and Monthly Meetings

Event	With GTO (40 Points)	Without GTO (20 Points)

Total for Club Sponsored Events _____

Non Sponsored Events

Event	With GTO (10 Points)	Without GTO (5 Points)

Total for Non Sponsored Events _____

Other Activities

GTO Regional/National Event	With GTO (100 Points)	Without GTO(70 Points)

- GGTOA Event Worker/Helper (50 Points) _____
- Car Featured as GTO of the Month (50 Points) _____
- Write an Article for *Hood Scoop* (50 Points) _____
- Sign up a new GGTOA member (25 Points) _____
- Have GTO featured in a National Pub (40 Points) _____

Total Points for Month

Submit completed form at GGTOA monthly meeting or to:
 B. O'Sullivan
 10637 St. Phillip Lane
 St. Anne, MO 63074

To access form from GatewayGTO.com, click below
<http://www.gatewaygto.org/clubpoints.html>

2018 GATEWAY GTO CALENDAR OF EVENTS

March

1 - GTO MEETING 7PM at Sports Café (CLUB SPONSORED)

April

1 - Easter Car Show at Muny. Classic cars on the upper lot, New Age GTO's in the lower lot. Classic GTO owners send a check to Will Bowers for \$15 to reserve a spot.

5 - GTO MEETING 7PM at Sports Café (CLUB SPONSORED)

7 - JJ's Cruises at 1215 S. Duschene in St. Charles

May

3 - GTO MEETING 7PM at Sports Café (CLUB SPONSORED)

6 - Model T Swap Meet at Gateway Motorsports Park, 700 Raceway Blvd, Madison IL 62060

SEE THE FULL CALENDAR AT WWW.GATEWAYGTO.ORG

Gateway GTO Classifieds

House For Sale: Ranch; 6-car attached garage; 10 Rooms; St. Charles, MO; \$325k; Call Marty Howard 636-724-8641"

TEST DRIVE TECHNOLOGIES

VEHICLE INSPECTION APPRAISAL SERVICES

ALL AGES OF CARS | TRUCKS | BOATS | RV'S | COMMERCIAL VEHICLES

[FACEBOOK.COM/TDTSTL](https://www.facebook.com/TDTSTL)

[TWITTER.COM/TESTDRIVETECH](https://twitter.com/TESTDRIVETECH)

[YOUTUBE.COM/TESTDRIVETECH](https://www.youtube.com/TESTDRIVETECH)

WWW.TESTDRIVETECH.COM • 636-388-8378

SPECIAL DISCOUNTS FOR CAR CLUB MEMBERS



**PRE-PURCHASE INSPECTIONS
STATED VALUE APPRAISALS
DIMINISHED VALUE APPRAISALS
FAIR MARKET VALUE APPRAISALS**



(314) 838-5533

Jon's Tri-Power Service

Jon F. Havens
Mary Ann Havens
Owners

126 Afshari Drive
Florissant, MO 63034
jfhavens@sbcglobal.net

(314) 496-7368

Jonathan's Q Jet Service

Jonathan Havens

13 Shamblin Dr.
Florissant, MO 63034



CAR



HOME



W. Earl Lewis, LUTCF, CIC
Insurance Consultant
Lewis Insurance Agency

LIFE



FARMERS

Auto • Home • Life • Business
1309 Caulks Hill Rd
St. Charles, MO 63304
Bus: 636-926-3333 ER#: 636-219-4932
Fax: 636-441-2482
elewis@farmersagent.com

BUSINESS



★ Very Safe IRA's and Roth IRA's ★ Also Rollovers
www.farmersagent.com/elewis/

Earl has been serving the insurance industry for 30+ years.
Service and advice is his #1 priority.
Call Earl today and you could save up to 65% on your auto and home.

GATEWAY GTO ASSOCIATION OFFICERS

President

Terry Schott
18903 Saint Albans Road
Glencoe, MO 63038
636-273-6313

tschott@kelpe.com

Vice President II.

Dan Jackson
P.O. Box 234
Greenville, IL 62246
618-664-0437

dajalj@gmail.com

Secretary

Brian O'Sullivan
10637 St. Philip Lane
St. Ann, MO 63074
314-225-7240

bosullivan@hunter.com

Photo Album Editor

Terrie Oxler
450 Muirfield Dr.
St. Charles MO 63304
636-928-5548

toxler@prodigy.net

Web

Chris Winslow
644 Emge Rd.
O'Fallon MO 63366
636-294-8104

chriswinslow@charter.net

Charity Chairman

Bob Blattel
4564 Austin Knoll Court
St. Charles MO 63304
636-441-3141

bob@blattels.com

Vice President Mo

Chris Winslow
644 Emge Road
O'Fallon, MO 63366
636-294-8104

chriswinslow@charter.net

Treasurer

Will Bowers
#1 Goshen Woods
Edwardsville IL. 62025
618-791-3110

wwbdsb@yahoo.com

GTOAA Chapter Rep.

Frank Chapman
10120 Hickory Lane
Bartelso, IL 62218
618-523-4636

cchapman7328@att.net

Club Events Chairman

Marty Howard
7 Newcastle CT
St. Charles MO 63301
636-724-8641

nycgto@att.net

Newsletter Editor

Chris Winslow
644 Emge Rd.
O'Fallon MO 63366
636-294-8104

chriswinslow@charter.net

Photographer

Chris Winslow
644 Emge Rd.
O'Fallon MO 63366
636-294-8104

chriswinslow@charter.net

Advertising Guidelines

Classified ads up to 50 words are free to members; add 10 cents per word for any ad over 50 words. Payment is due upon submission. (members need to update ads at 3 month intervals or ads will be dropped). Classified ads up to 50 words for non-members are \$5.00 per issue.

Gateway GTO Club Information

The Gateway GTO Association was initially formed in the summer of 1984 by a group of seven. They all had a common interest in the Original Muscle Car, the Pontiac GTO. As a form of communication we publish a monthly newsletter called "The Hood Scoop". The purpose of this newsletter is to keep our members informed of all upcoming activities as well as providing interesting event coverage. The club meets every first Thursday of the month at Sports Café 3579 Pennridge Dr, Bridgeton, MO 63044

Membership dues are \$35.00 per year and all renewals are required to be paid by December 31st. You are allowed to have one associate member.

Club Sponsor



TEST DRIVE
TECHNOLOGIES
VEHICLE INSPECTION APPRAISAL SERVICES
636-388-8378



**As a Gateway GTO member please consider joining the
GTO Association of America**

**The Gateway GTO Association
is an official chapter of the
GTO Association of America
www.gtoaa.org**

**Visit us at
www.gatewaygto.org or
www.gatewaygto.com**

Gateway GTO Association Photo Album

If you have photos of past events or if you take pictures of future events that you think would be good for our Photo Album, please send them to the newsletter editor.

The Hood Scoop is published as an informative news bulletin to keep our members up to date on past, present, and future events.

Advertising rates are:

\$100 – Full page (Color or Black and White) ad in monthly *Hoodscoop* newsletter for 12 months, your logo on our Website Sponsor page, and a link to your website from our Related Website Link space.

\$50 – ½ page (Color or Black and White) ad in our monthly *Hoodscoop* newsletter for 12 months, your logo on our Website Sponsor page, and a link to your website from our Related Website Link space.

\$25 – Business Card (Color or Black and White) ad in our monthly *Hoodscoop* newsletter for 12 months, your logo on our Website Sponsor page, and a link to your website from our Related Website Link space.

644 Emge Road
O'Fallon, MO 63366

