



THE HOOD SCOOP

APRIL 2011

GTO of the Month

By Bob Blattel

Gateway GTO Association



Hello, my name is Bob Blattel and I have been a member of the GTO club for about three years. I've lived in the St. Charles area for about 30 years. My wife Chris and I raised four children, two boys and two girls with our youngest starting his first year at Iowa State.

I enjoy hobbies that include magic, astronomy, model trains, independent movies, old board game collecting and last, but not least, muscle cars. While growing up in north St. Louis, I did not own any cool cars. My first car was actually a 6-cylinder 1963 Chevrolet Bel Air with a three on the tree shifter. The car was in pretty poor shape.

The thought of owning a muscle car as an adult never crossed my mind until my birthday in September of 2005. My wife suggested renting a classic car

INSIDE THIS ISSUE:

GTO of the Month	1
The Presidents Scoop	3
Tech Article	6
Gateway GTO Activities	13
Calendar	26
GTO Marketplace	27
GGTOA Info Page	31

FAMILIES & INDIVIDUALS
An Official Chapter of the GTO Association of America





Will Bower also added helpful advice. They kept me excited and hopeful.

After a few disappointments, I found a 1968 GTO at Holt Auto near Lansing, Michigan. It was delivered to me shortly thereafter and the rest is history.

This past winter and spring some modifications were made under the hood and to the rear of the car. My mechanic, Randy Bardle, found a 428 engine he thought I needed. Between Randy and Bob

for a day. I'm not really a car guy, so I got on the internet and found a web site called, "Classic Cars Plus." They rented classic cars! I decided that coolest car they had was a 1968 Pontiac GTO. I arranged to rent the car and looked forward to my birthday cruise.

The big day arrived and my first experience with the rented GTO was to make sure I could handle the 4-speed floor shifter. After a short trial run, I was off. My excitement level was off the chart. I drove to everyone's house I knew to show off the GTO. The sound of the 4 barrel kicking in was music to my ears. I drove and drove and drove. I was most definitely hooked. The next day, as I drove the GTO back, I felt a sense of let down.

Well, I started doing some research on the internet about the costs of purchasing a 1968 or 1969 GTO. I ran into a web site called, "Gateway GTO" and noticed one of people listed was Terri Oxler, who happened to live a short distance away from me. She and her husband Tom invited me to GTO club meeting. I decided to join the club even though I didn't own a GTO or a Pontiac car. Mark Melrose and Tom Oxler were especially helpful with ideas on purchasing a GTO. Mark kept emailing me info on what to look for.

Stiegemeier, the 428 was reworked with forged pistons, roller rockers, different heads and a Ram Air exhaust manifold. A MSD electric system was installed along with a Stiegemeier racing carb and an Optima battery. Randy took out the rear end (not a GTO rear end) and installed a w30 rear end from an Olds 442. The car sits and rides better and the modifications also allowed for wider tires in the back.

I enjoy the GTO club because of all the friends that I have made and it's just a neat place to hang out. Thanks for putting up with me!

PS. I now own 3 Pontiacs: 1968 GTO, 1976 Trans Am and a 2000 6-speed Formula Firehawk. Maybe now I'm a car guy!



The Presidents Scoop

By Mark Melrose

Good Stuff

We have some really Good Stuff coming up on the Club calendar. But before I get into that I want to be sure and thank all the club members who turned out for our first North County Cruise Nite at Behlmann Buick GMC on April 8th. About 100 cars turned out on a beautiful Friday night and Marty Howard and (more likely) his lovely significant other Barb hawked enough 50/50 tickets so that \$97 went to the winner. Starting with the next North County Cruise Nite on May 13th, soft drinks and hot food will be available which we hope will beef-up attendance (sorry for the pun).

More Good Stuff on May 7th – The Hannibal Cruise with Loafers Car Show has been organized by Marty Howard and will include scenic routes to and from Hannibal with a lay-over there to include optional participation in The Loafers Car Show. Tom Oxler has organized The Ozark Mountain Cruise for May 21st – cruise down MO 21 to Elephant Rocks State Park and Johnson's Shut-Ins, dinner in Cuba and catch a movie at the Cuba Drive-In and stay the night at the restored Wagonwheel Motel on old Route 66 if you wish (you can opt in or out at any point).

Our All GM Charity Car Show at Behlmann on June 11th is shaping up nicely. Vendors have been retained to provide the food, drink and photography (trophies). Live music by the Broken Hand Band and DJ music with call-in programs by both KHITS and KSHE radio stations. There will be eight trophy classes plus a Behlmann's Choice award. Please promote this event with everyone you know with a GM car to show.

Details for all of these events can be found later in this newsletter or on the Club website www.gatewaygto.org. Hope to see you there and thanks for your support.



**Gateway GTO Club February Meeting
Minutes
April 6, 2011**

The monthly Gateway GTO meeting was held at JJ's at 1215 South Duschene in St. Charles. Members began arriving by 6:00PM for dinner and conversation.

President Mark Melrose called the meeting to order at 7:07PM. Officers in attendance were Kerry Friedman, Steve Hedrick, Darrell May, and Shauna Wollmershauser.

New Members: No new members were present.

Old Business:

Conventional Murder Weapons Dinner Theater: March 5, 2011. The story was really strange. There was a murder mystery with no murder. The food was good. Thirty-two people attended. No tattoos were won this time.

New Business:

Behlmann Cruise Night: The first cruise night of the year is April 8, 2011. The event starts at 6PM. Please attend if you can.

Dyno Day: is April 9, 2011 at STL Power Tuners. Meet at Culpeper's in St. Charles at 8:15AM. Cost is \$45 for 3 pulls. Snacks will be provided. Club Sponsored.

Ranken Car Show: is April 17, 2011. \$10 per car. \$20 for dyno pulls. Registration is from 9AM until Noon.

Easter Show: In Forest Park is April 24, 2011. Older GTOs are on the upper Muny lot. New GTOs are on the lower Muny lot. If you want to display your car on the upper lot, please turn your money in by April 10, 2011. Meet at the McDonald's on Hampton at 8:30AM. (Club

Sponsored)

Hannibal Cruise and Loafers Car Show: is May 7, 2011. Registration is from 9AM until noon. We can park together, but we need to arrive together. Meet at JJ's in St. Charles at 9AM.

Behlmann Cruise Night: May 13, 2011

Missouri Ozarks Cruise: May 21st and 22nd—meet between 8:30 and 9AM in South County. Head to Elephant Rocks and then to Johnson Shut-Ins. Spend the night in Cuba, MO. See the article in the newsletter for more information. Club Sponsored.

Cobblestone Nationals: May 30, 2011 at Fast-lane Classic Cars in St. Charles.

Archway Olds Club Tan-Tar-A Show: Don invited the club back to the show this year. There is plenty of shopping available for the wives. The show is completely indoors. You can tour a private individual's car collection. He has about 20-30 cars to view. If you mention that you are with the Oldsmobile Club you will get a discount on your stay.

Event Planning:

Behlmann and Gateway GTO Club: North County Cruise nights. Second Friday of every month from April to October. Club Sponsored.

All GM Charity Show: is June 11, 2011 at Behlmann. This event is sponsored by the Gateway GTO Club.

Ray Brunkhorst Memorial Drag Day: is October 1, 2011. There is a flyer being made. It will be available shortly. The flyer will explain all of the classes and the payout structure. Arnie Beswick will be there. He will make three passes for us.

GTOAA Nationals: are July 4-8, 2011 in Portland, OR. The host hotel is full. If you would like to go, at least four members are attending. You may be able to caravan with them. More information is available at www.goatherd.com.

POCI Nationals: are in Bowling Green, KY July 5-10, 2011. Earl Lewis, Darrel May, The Schotts, and a few other members are going. If you would like to caravan let Earl or Darrell know.

Tech Issues:

Chris Simmons says 1964 Tempest rear main Viton seals will leak if you don't polish the groove they fit into. Butler says the new graphite seals work great. The Buick GS Nationals will be in October.

Shauna: Her aluminum radiator failed. S. S. Welding (636) 278-4945 repaired it. They do awesome work. She also managed to break a clutch. She is replacing the GM LS7 clutch with a Textralia OZ700 clutch. She also replaced her leaking power steering rack.

Marty: was on a 4-lane road with a middle turn lane. He pulled into the middle lane, another motorist allowed him to turn left in front of him. He relied on the motorist to get him through traffic. Somehow he managed to make the left turn safely.

WATCH OUT FOR MOTORCYCLEISTS!

Club Personals:

In twelve days Mr. GTO will join the 60s club. Mike Ewens won \$33 in the 50/50 drawing. The meeting was adjourned at 8:15PM





Tech Article of the Month



REPLACEMENT OF IGNITION LOCK CYLINDER ON 2004-2006 GTO

By Chris Winslow

Many of you with the newer GTO's have probably either heard of or experienced a problem with the ignition lock cylinder. The problem is one of a fairly poor design, both in terms of the cylinder itself and in terms of the material selected in its fabrication. The net result is that the cylinder can wind up locked up to the point that the key cannot be turned from the locked position. Since it is necessary to turn the key to the unlocked position to remove and replace the cylinder, this locked condition has led to more than a few GTO's (and Monaros) needing the entire steering column replaced.

GM has recognized the problem and issued a TSB to correct it. TSB 09-02-35-003 discusses the problem in some detail and then describes removal of the old cylinder. For that removal, the TSB describes both a normal procedure for those instances where the key will still work, and a fairly novel procedure for instances where the key will not turn.

The key to the new TSB, however, is the new part the GM has issued. The new cylinder is revised in both the shape of the ramps that were such a problem on the old part and in the selection of a harder material that hopefully will prove more durable.

In my case, I had been fortunate enough not to have had any issues, but then again, my GTO still has relatively low miles. After giving it some thought, I decided to go ahead and replace the cylinder on my car as a preventative measure.

The first step in this process is to make sure to get the new part. The old lock cylinder is still available and some Pontiac parts counter guys may not be aware of the new part number. The part required is GM part number 92234035. This part is key (no pun intended!). Unless you want to be doing this again at some point in the future, you should be sure to get the new part. I tried to order mine from a local dealer. First I was told no such part existed. When they were confronted with a copy of the GM TSB listing that part number, they backed off that and changed their story to indefinite backorder. I finally ended up ordering it on-line from GMpartshouse.com.

The actual replacement is fairly straightforward. The first step, after disconnecting the battery to disable the airbags, is to remove the upper and lower steering column covers. To do this, first extend and lower the steering column to the maximum extent possible. Then remove the knee bolster from beneath the column. With the bolster off, remove the screw that secures the lower cover to the steering column and then GENTLY separate the upper cover from the lower. These two are snapped together and will come apart with a little wiggling. If you are too aggressive, you will break the tabs on the housings, so take your time. With the upper cover off, push the lower cover towards the steering wheel a bit to work it off of its seat and then pull it off. With both covers off, what you will see should look like the picture at the right.






Tech Article of the Month



The next step is to remove the key reader/ignition light. This assembly simply snaps on to the ignition lock cylinder, so to remove it, just pull it off towards the passenger side of the car. The TSB and the factory service manuals both say to disconnect this unit, but I found that it could just be pushed aside without disconnecting the wires.



With the reader out of the way, the next step is to remove the cylinder assembly from the steering column. In my case, with a lock that is still working, this is a very straightforward process. Simply insert the key and rotate it while at the same time inserting a small probe into the hole on the top of the cylinder housing. I ended up using a 2mm hex wrench. The short side easily cleared the control stalk above. As you turn the key, you will feel the cylinder start to move outward towards the passenger side of the car. Then simply remove the probe and the cylinder will be free to remove. See the series of photos below:



Releasing Cylinder with Hex Wrench



Extracting Released Cylinder

With the cylinder out of the way, you will need to latch the steering wheel locking mechanism out of the way so that you will be able to get the cylinder back in later. This is a really pretty easy if you know what you are looking for. Essentially, there is a small latch that you need to push down until it locks. The next three photos illustrate the process.




Cylinder Housing with Cylinder Removed






Tech Article of the Month



Using a Small Screwdriver to Press Down the Steering Wheel Locking Tab



Tab is Now Locked

The next step is to actually replace the lock cylinder. This can sound like a really involved process, but it is actually very simple, provided that you take your time. There is one absolute rule that you **MUST** follow for this procedure and that is you **MUST NOT** remove the key at






Tech Article of the Month



any time. Doing so will release all of the lock elements and will require that they all be reinstalled in the correct locations and orientations for your particular key. That is something you do not want to deal with, so just be sure the key stays in the lock. With that warning in mind, the lock itself needs to be removed from the lock cylinder so that the lock can be transferred to the new cylinder. To accomplish this, first turn the assembly so that you are looking at the end opposite to where the key goes in. You will see a pin on that side of the assembly that is riding inside of a groove machined into the cylinder. Rotate the key such that the pin rotates counterclockwise until it hits the stop. See the photo below.



Assembly Positioned for Pin Removal

The next step is very easy, but must be done with extreme care. The pin shown in the photo above is spring loaded. In order to extract the lock from the cylinder, that pin must be depressed towards the centerline of the assembly while rotating the key such that the lock turns counterclockwise. This will allow the pin to clear the stop. **BEFORE YOU DO THIS PLEASE READ THIS WARNING!!!!!!!!!!** The spring that keeps the pin in place is very strong. You must make sure that as you rotate the pin past the stop that you keep control of it. If you do not, the pin and the spring can become projectiles and you will be spending the next hour and a half looking for them. GM is serious enough about the concern that these objects could become projectiles that they actually recommend that the service techs wear safety glasses for this step.

Once the pin is clear of the stop, your assembly should look like the photo on the next page



Assembly with Pin Clear of Stop

With the pin clear of the stop, it can now be removed from the lock. Simply pull it out. Make sure to keep track of the spring during this process. In my case, the spring stayed in place inside of the lock, and I did not try to extract it. With the pin removed, carefully pull the lock from the cylinder making sure not to dislodge the key during the process. The photo below shows what this will look like.



Lock Removed from Cylinder



Tech Article of the Month



From this point forward, the process is to reverse the removal process, except use the new cylinder in place of the old one. One key step is to lubricate the new cylinder. In my case I used a good synthetic grease that will provide lubrication over a wide temperature range. Once the cylinder is lubed up, insert the lock into the new cylinder, position the pin in place, depress it, and rotate the assembly clockwise so that the pin is once again captive. The assembly is now ready to re-install back into the car.

Installing the assembly back into the car is relatively straightforward. The one thing that you need to do is make sure that the key is in the unlocked position. When the key is in the unlocked position, you will be able to depress the locking tab on the outside of the cylinder assembly. See the photos below.



Positioning Key so that Locking Tab can be Depressed

With the key oriented in the unlocked position, simply insert the cylinder into the steering column. If you have the steering wheel locking tab correctly locked out of the way, the cylinder will simply slide in and lock itself into position.

After this step, the rest is easy. Just snap the key reader back on, reinstall the steering column covers, reinstall the knee bolster, and reconnect the battery.



Gateway GTO Activities



INAUGURAL NORTH COUNTY CRUISE NIGHT

By Chris Winslow



North County Cruise Night
April 8, 2011



Gateway GTO and Behlmann Buick-GMC have partnered to form a new monthly car show called North County Cruise Nights. This show will occur on the second Friday of every month on Behlmann's lot at I-270 and McDonnell Blvd starting at 6:00.

This new monthly event is open to all car makes and models and there is no charge to show a car or to stop by and walk through and view the cars.

April 8th was the inaugural show for this series. The weather was absolutely perfect for a car show with perfect temperatures and no rain in sight. Despite the fact that this was the first time the show was held, the turn out was outstanding. Roughly 100 cars showed up. The variety of vehicles exceptional with vehicles ranging from late model GTO's and Mustangs to classic Mopars





Gateway GTO Activities



and Buicks. There was even a group of pick up trucks that cruised in and visited the show for a while.

Gateway GTO president Mark Melrose provided classic car show tunes. Mark also arranged for “*The Ice Cream Lady*” to attend the show to sell ice cream and other refreshments. Starting with the next car show on Friday May 13th, Mark has also arranged for a vendor of hot food—burgers, brats, kabobs, etc. to be present.



North County Cruise Nights will occur every month through October. If you missed the first one, be sure to come out for the rest and pass the word to your friends and neighbors. Gateway GTO will be running a 50-50 drawing at each show with proceeds to go to the Friends of Kids with Cancer, so be sure to stop by for a good time and a great cause.





Gateway GTO Activities



GATEWAY GTO CLUB DYNO DAY

By Shauna Wollmershauser

My day started at roughly 7AM with a call from Mark Melrose asking if the dyno day was still on. Apparently I slept through a pretty furious rainstorm. I told Mark that this was a rain or shine event and that I'd see him at Culpepper's around 8AM.

John Havens, Tom Oxler, Mark Melrose and I were the only brave souls that met up at Culpepper's. At promptly 8:15 we headed west towards Wentzville. At some point along the route John Lally joined the caravan. We arrived at STL Power Tuners at roughly 8:50AM. A smiling Omer Phelps greeted us. Now that I think about it, I don't think I've ever seen Omer not smile.

He gave us a quick tour of his new shop, which features both a car chassis dyno and a motorcycle dyno. The new shop reminded me a lot of the old shop, but considerably larger. Several tables were set up so that we could sit down when needed. There was also a place set up for John to grill some hot dogs and brats.

Tom and I convinced Mark that he should go home and get his '68 GTO; since that was the car he really wanted to dyno. While Mark headed back to St. Louis to get his car, Joe Mayweather decided he'd be the first victim...I mean customer of the day.





Gateway GTO Activities



His 04 GTO put down some impressive numbers for a relatively stock car. He did decide that eventually he'll have his car retuned so that he can get the most out of his CAI mod.

Next on the Dyno was John Lally. We were all pleasantly surprised to see John out and about. John wasn't too pleased when he found out his car is making slightly less power now, than it was before. I think John is considering making some changes to his car. He does know for sure that he needs to replace his slave cylinder. John, while you're doing that adding a set of headers and a new exhaust wouldn't be a bad idea.



After John's pulls were done we had lunch. The brats and hot dogs were excellent, and the sun shining bright and warming the day up slightly. While we were having lunch John Taylor called and said he was on his way. We also called Mark a couple of times just to make sure we didn't need to send a search party out for him.

Mark did make it back to us safely and got his car strapped down. After his pulls it was discovered that he had a fuel supply problem. Once that issue is fixed, I am sure he will be happy with the new numbers his GTO will produce.

While Mark was on the dyno, John Taylor called and said that he might not be able to make it because his 65 GTO had a flat. Somewhere along the way he picked up a nail. After some convincing he put a spare tire on and headed out to join us. When he did get to the shop Omer repaired the flat with a patch and we got John on the dyno. This time the dyno was able to read John's car. Some of you may recall that last year there was some sort of electrical interference that kept the dyno machine from reading John's car.



Gateway GTO Activities



John discovered that he had a fuel issue. After a certain RPM his car was leaning out at dangerous levels. Omer changed the jets in John's car on the spot and talked to him about new carburetors. After a short discussion, John decided on a new set up and Omer took care of him. Tom you

better watch out, John is going to give you a serious run for your money.

In case you are wondering, I did not dyno my car because I was at Omer's roughly three weeks ago having my GTO retuned. I do apologize for not getting all of the numbers that the participants made. I'm sure everyone that made a pull that day will be happy to show you baseline numbers as well as retuned numbers. We had a great day, and the weather ended up being perfect.

STL Power Tuners is located at 3950 E Dietrich Lane, Foristell, MO 63348. Omer's phone number is (314) 378-0374.



Gateway GTO Association Points Submission Form

Member Name _____

Month _____

Club Sponsored Events and Monthly Meetings

Event	With GTO (40 Points)	Without GTO (20 Points)

Total for Club Sponsored Events _____

Non Sponsored Events

Event	With GTO (10 Points)	Without GTO (5 Points)

Total for Non Sponsored Events _____

Other Activities

GTO Regional/National Event	With GTO (100 Points)	Without GTO (70 Points)

- GGTOA Event Worker/Helper (50 Points) _____
- Car Featured as GTO of the Month (50 Points) _____
- Write an Article for *Hood Scoop* (50 Points) _____
- Sign up a new GGTOA member (25 Points) _____
- GTOAA Member (200 points*) _____
- Have GTO featured in a National Pub (40 Points) _____

Total Points for Month

Submit completed form at GGTOA monthly meeting or to:
 S. Wollmershauser
 1948 A Sidney Street
 St. Louis, MO 63041

*Report on points form submitted month of GTOAA registration or renewal.

GATEWAY GTO CLUB OZARK MOUNTAIN CRUISE MAY 21-22

This will be a relatively long cruise through some of the most scenic vistas in Missouri, the mining areas of the Ozark Mountains. We will meet at the Dierberg's on Tesson Ferry (Hwy 21) at Kennerly between 8:30 and 9:00 am. We will leave promptly at 9:00 am and cruise down scenic Hwy 21 through the towns of Hillsboro, Desoto, Potosi and Caladonia before arriving at Elephant Rocks State Park at 10:30 am.

Elephant Rocks State Park is 131 acres of solid granite boulders standing end to end looking like a line of circus elephants, thus the name, Elephant Rocks. There is a one mile trail through the Rocks that is very easy walking that takes you through the boulders, to the top of the outcropping and past an old granite quarry that was opened in 1869 and supplied granite to the Eads Bridge in St. Louis. We will spend an hour here so feel free to explore and investigate. It is well worth the time.

At 11:30 am, we will continue south on Hwy 21 through Pilot Knob to Ironton where we will stop for lunch at Baylee Jo's Bar-B-Que. They have a variety of lunch fair from burgers to you guessed it, Bar-B-Que.

At 12:30 pm, we will head south and west along Hwy 21 around Taum Sauk Mountain, the highest mountain in Missouri and turn Northeast on Hwy N to Johnson Shut-Ins State Park. We should arrive at the Visitors Center at about 1:15 PM and will remain here for about one hour and 15 minutes. The Visitors Center contains information about the area, how it was formed and the types of vegetation present. There is also information about the catastrophic flood that happened in 2005. Ameren UE (formerly Union Electric) maintains a huge "lake" on top of Taum Sauk Mountain where during the night, huge pumps fill the lake when electricity is cheap.

During the hot summer days, UE lets the water flow down the mountain to make electricity during peak usage times. This “lake” on top of the mountain broke and 1.5 billion of gallons of water came crashing down the mountain and through the Johnson Shut-Ins Park washing away the Park Ranger, his family and their house. They were all saved but the park was destroyed. After years of clean up by UE, the park is back to its original state except for the scour mark on the mountain side that you can see from the Visitor Center. Next, we will drive to the very back of the Park and take a short walk down a trail to the actual Shut-Ins. These are very closely spaced granite boulders in the middle of the Black River forming chutes and waterfalls in a canyon like setting. You really must see this.

At 2:30 pm, we will head back on Hwy N to Hwy 21 and then quickly take Hwy 49 north to Viburnum then to Hwy 19 to Steelville then on into Cuba to check in at the historic Wagon Wheel Motel at about 4:30 pm. This is a recently restored Route 66 landmark that is very typical of the types of motels one would see on Route 66 back in the 30s, 40s and 50s. Connie Echols has done a superb job of restoring this landmark to its original look outside yet with modern amenities such as flat screen TVs, modern HVAC and bathrooms. The reservation number is attached along with prices. Get your reservations in ASAP as 10 of the 19 rooms are already booked by another car club. The remainder of rooms are tentatively held for us so mention the Gateway GTO Club when you make your reservations.

After a short rest from the long day of “Cruising the Ozarks” we will travel to the Frisco Restaurant in Cuba for dinner. Their specialty is steaks and pasta. After dinner we will head over to the Cuba Drive In for a movie the old fashion way, sitting in your GTO. Bring an FM radio as they do not have the old window speakers anymore; you must use an FM radio to listen to the movie. After the movie and a few trips to check out the back seat, we will return to the Wagon Wheel for a well deserved night’s sleep. In the morning, we will travel to Salem for breakfast where we might see some of the original Earl Lewis Clan and then return to St. Louis along old Route 66 arriving back about 12 noon.

This is a very long trip requiring an overnight stay. For those who do not want to spend the night or who do not have the time to do the entire trip, you can join anywhere or leave anywhere along the route. Some may follow us to Elephant Rocks, eat lunch and return home. Some may follow to Elephant Rocks, lunch and Johnson Shut-Ins and then return home. Others may join us in Cuba to spend the night at the Wagon Wheel and do the drive- in. It is totally up to you. Pick any or all of the parts of the Ozark Mountain Cruise that works for you. The only preparation you will need to do is make reservations ASAP at the Wagon Wheel if you are planning to spend the night. There are 9 rooms semi reserved for the Gateway GTO Club so be sure you make your reservations quickly and mention the Gateway GTO Club when you do.

Click [HERE](#) for info on the Wagon Wheel Motel.

Wagon Wheel Motel
901 E. Washington St. (Old Route 66)
Cuba, Mo. 65453
573-885-3411
<http://wagonwheel66cuba.com>

OZARK MOUNTAIN CRUISE MAY 21-22

- 8:30 – 9:00AM** MEET AT DIERBERGS-KENNERLY & TESSON
FERRY (HWY 21)
- 9:00 – 10:30AM** TRAVEL SCENIC HWY 21 TO ELEPHANT ROCKS
STATE PARK
- 10:30 – 11:30AM** VIEW GIGANTIC GRANITE ROCKS STANDING
END TO END LIKE A TRAIN OF CIRCUS
ELEPHANTS. ALSO VIEW AN OLD GRANITE
QUARRY.
- 11:30 – 12:30PM** LUNCH AT BAYLE JO'S BAR-B-QUE IN IRONTON
- 12:30 – 1:15PM** TRAVEL SCENIC OZARK HIGHWAYS TO
JOHNSON'S SHUT-INS STATE PARK
- 1:15 – 2:30PM** VISIT VISITOR'S CENTER, VIEW THE SHUT-INS
AND SEE THE SCOUR CHANNEL GOUGED
OUT WHEN THE AMEREN TAUM SAUK
RESERVOIR FAILED.
- 2:30 – 4:30PM** TRAVEL MORE SCENIC OZARK HIGHWAYS TO
THE WAGON WHEEL MOTEL ON ROUTE 66 IN
CUBA, MO. GET YOUR RESERVATIONS IN
ASAP!!!!
- 4:30 – 6:00PM** CHECK IN AND RELAX IN THESE HISTORIC
ROUTE 66 CABINS
- 6:00PM – 8:00PM** DINNER AT FRISCO'S IN CUBA - GREAT STEAKS
& SEAFOOD.
- 8:00PM – 11:00PM** MOVIE AT THE CUBA DRIVE-IN

GATEWAY
ASSOCIATION

GTO &
present

BEHLMANN
BUICK GMC



NORTH COUNTY *Cruise Nites*

Come Out, Bring Your Bad Ride, See Old Friends and New, and Have Some Fun!

**Food and
Drink
available**



**Gates Open at 6:00 PM ~ Music ~ 50/50 Drawing
Benefiting Friends of Kids With Cancer**

**2nd FRIDAY OF EACH MONTH
APRIL – OCTOBER**

**April 8 • May 13 • June 10 • July 8
August 12 • September 9 • October 14**

At Behlmann Buick GMC
I-270 & McDonnell Boulevard
Hazelwood, Missouri

Behlmann
BUICK GMC & PRE-OWNED



Email to nctycruisenites@aol.com for additional info

WARNING!

- NO BURNOUTS
- NO ALCOHOL
- NO TUNER CARS

PLEASE

1st Annual BEHLMANN/GATEWAY GTO ALL GM CAR SHOW

Benefiting Friends of Kids with Cancer

(Rain Date June 18)



SATURDAY JUNE 11, 2011
At BEHLMANN BUICK GMC
AT I-270 & McDONNELL BLVD.
9:00 AM TO 4:00 PM
 Registration 10:00 AM to 12:00 PM



\$20
Entrance Fee
\$15 Early
Registration

- 24 TROPHIES IN -
POPULAR VOTE CLASSES AND BEHLMANN'S CHOICE

BUICK	F-BODY (CAMARO, FIREBIRD)
CADILLAC	GMC and CHEVY TRUCK
CHEVROLET	OLDSMOBILE
CORVETTE	PONTIAC

SHOW-ME STATE 11 MO

FOOD AND DRINKS AVAILABLE * 50-50 *
COME and ENJOY NEW and OLD FRIENDS on the HUGE LOT
MUSIC BY: THE BROKEN HANDS BAND

SPONSORED BY BEHLMANN BUICK GMC and GATEWAY GTO ASSOCIATION
 For information Contact: Marty Howard 314.640.0959
 or Kerry Friedman 314.486.0220
www.GatewayGTO.org

Helping Kids with Cancer...Be Kids!
 Emotional, Educational & Recreational Programs



NAME _____
 ADDRESS _____
 CITY, STATE, ZIP _____
 CAR; Make, Model, Year _____
 Telephone No. _____

For early registration: Cut on line and
 mail with \$15.00 Remittance to:
 Kerry Friedman
 11580 State Rd. WW
 Dittmer, MO 63023

CLASS _____



NINTH ANNUAL

Mid-Missouri Oldsmobile Show

**Friday
June 3rd**

**Saturday
June 4th
2011**

**Sunday
June 5th**

Location :



**TAN-TAR-A
RESORT**
GOLF CLUB, MARINA &
INDOOR WATERPARK

State Road KK
Osage Beach, MO 65065
1-800-826-8272
WWW.TAN-TAR-A.COM

Hosted by Archway Olds Club

With invited guests representing the chapters of the Pontiac Oakland Club and the Buick Club of America.

ALL models and years of Oldsmobile, Buick and Pontiac vehicles are welcome!

First 60 registered will have indoor Air Conditioned Exhibition Hall Parking!

Registration fee: \$50.00 for the first car and \$25.00 for each additional car.

Registration fee includes one Adult \$15.00 Awards Breakfast Ticket.

Child ages 4-12 yrs Award Breakfast \$3.00

There is no gate registration, this show is by reservation only!

Tan-Tar-A Resort Special \$99.00 + a \$10 facilities fee = \$109.00 per night for "Run of the House"
(placement anywhere on property)

or \$109.00 + a \$10 facilities fee = \$119.00 per night for Main Resort complex room.

Rates available June 1st through June 6th, 2011 be sure to Mention the Oldsmobile Show.

Room reservations must be received by May 1, 2011 – For reservations call : 573-348-3131

For show information call:

Jerry Wilson 314-878-5651 or email: jfwilson66@earthlink.net or sweetpeppeolds@aol.com

Friday June 3rd - Set Up - Dinner on your own

Saturday June 4th - Judging 11am to 4pm - Dinner on your own

Sunday June 5th - Awards Breakfast 8:30am to 10:00am

Oldsmobile Club of America National Point Judging

Oldsmobile Club of America Membership not required

Ample trailer parking available

Registration form – cut along dotted line and return with payment

Mid-Missouri Oldsmobile Show – June 3 to June 5, 2011

Name _____ OCA # _____ Address _____
 City _____ State/Zip _____ Phone _____
 Car #1 Year _____ Model _____ Body Style _____ Class _____ Are you a member of the Oldsmobile Club of America? Yes ___ No ___
 Car #2 Year _____ Model _____ Body Style _____ Class _____ Will you be judging? Yes ___ No ___
 Please list additional cars on a separate sheet. If so, what class do you prefer to judge? _____
 Will you need trailer parking? Yes ___ No ___

	Amount
Register – Car #1 (includes 1 awards breakfast ticket)	\$50 \$ _____
Additional Cars = \$25 each	\$25 ea \$ _____
Extra Award Breakfast Tickets	\$15 ea \$ _____
Child's age 4-12 years Breakfast	\$ 3 ea \$ _____
Total	\$ _____

Please make checks payable to
Archway Olds Club and mail to:

**Archway Olds Club
PO Box 789
Imperial, MO 63052**

OCA, AOC & their officers, members & agents will not be responsible for, or liable for property damage, theft or personal injury during the course of the show.

2011 GATEWAY GTO CALENDAR OF EVENTS

- April 6 GTO MEETING 7pm J.J.'s 1215 S. Duchesne, St Charles, Mo, 63301 (CLUB SPONSORED)
- 8 North County Cruise Night sponsored by Behlmann Buick/GMC and Gateway GTO Association at Behlmann on the 2nd Friday of each month April-October. (CLUB SPONSORED)
- 9 Dyno Day, details to follow (CLUB SPONSORED)
- 9 JJ's Cruises at 1215 S. Duschene in St. Charles second Saturday of the month April-October
- 10 28th Annual April Fools Swap Meet at GCS Ballpark, Sauget, IL.
- 17 Ranken Show
- 24 Easter Car Show (CLUB SPONSORED)
- May 1 Model T Swap Meet, Fairmont City, IL
- 4 GTO MEETING 7pm J.J.'s 1215 S. Duchesne, St Charles, Mo, 63301 (CLUB SPONSORED)
- 7 Hannibal Cruise & Loafer Car Show; Hannibal, MO. Click [HERE](#) for details. (CLUB SPONSORED)
- 13 North County Cruise Night sponsored by Behlmann Buick/GMC and Gateway GTO Association at Behlmann on the 2nd Friday of each month April-October (CLUB SPONSORED)
- 14 JJ's Cruises at 1215 S. Duschene in St. Charles second Saturday of the month April-October
- 21-22 Ozark Mountain Cruise. Click [HERE](#) for details. (CLUB SPONSORED)
- 30 23rd Annual Cobblestone Nationals at Fast Lane Classic Cars
- June 1 GTO MEETING 7pm J.J.'s 1215 S. Duchesne, St Charles, Mo, 63301 (CLUB SPONSORED)
- 4-5 Archway Olds Club Tan-Tar-A Car Show, contact Gene Bossaller Archway President (grbossaller@sbcglobal.net) for details.
- 10 North County Cruise Night sponsored by Behlmann Buick/GMC and Gateway GTO Association at Behlmann on the 2nd Friday of each month April-October. (CLUB SPONSORED)
- 11 Behlmann/Gateway GTO All GM Charity Show, details to follow. (CLUB SPONSORED)
- 11 JJ's Cruises at 1215 S. Duschene in St. Charles second Saturday of the month April-October
- 18 Rain Date – Behlmann/Gateway GTO All GM Charity Show, details to follow. (CLUB SPONSORED)
- 24-26 All GM-Nationals in Carlisle, PA. See www.carsatcarlisle.com/ce/events/gm-nationals/ for details

SEE THE FULL CALENDAR AT WWW.GATEWAYGTO.ORG

In business since 1972.

Right off I-270 at McDonnell Blvd.



For the latest & greatest from Buick & GMC, choose Behlmann.

The newest vehicles from GM are the best vehicles we've ever sold. From the world-class luxury of Buick to the professional grade engineering of GMC, we'll put their quality and performance up against anyone. And no other Buick or GMC dealer will treat you as well as Behlmann, from our first friendly hello to a hassle free delivery.



2010 Buick LaCrosse

2010 Buick Enclave

2010 GMC Terrain

2010 GMC Sierra

820 McDonnell Blvd.
Hazelwood, MO 63042

314-895-1600
800-892-8267

Behlmann
BUICK GMC & PRE-OWNED



CEE-JAY AUTO BODY

“Where We Met By Accident”



Unibody & Frame Alignment Bake & Cure Paint System

Hail & Storm Damage Repair

Restoration Work

Insurance Claim Assistance

I-CAR & ASE Certified Technicians

Local Family Owned & Operated

VISA & MASTER CARD ACCEPTED

2123 E. 23rd St

Granite City, IL 62040

Phone (618)452-9553

Fax (618)452-9552

Cecil Morton

Owner

Jack Morton

Owner

Eric Whitehead

Manager

Classic Performance

RESTORATIONS AND DETAILING

**SPECIALIZING IN AMERICAN MUSCLE CAR
RESTORATION AND REPAIR**

SERVICES:

- PREMIUM CAR CLEANING AND DETAILING
- TOTAL FRAME OFF RESTORATIONS—
BODY, PAINT, INTERIORS, SEAT COVERS,
& HEADLINERS
- ENGINE REBUILDS
- TRANSMISSION REBUILDS
- CARBURETOR REBUILDS
- BRAKES AND SUSPENSIONS
- EXHAUST AND ELECTRICAL
- FREE SAFETY CHECKS BY APPOINTMENT



**ALL WORK IS PERFORMED BY DEDICATED CLASSIC CAR ENTHUSIASTS WHO
TAKE PRIDE IN THEIR WORK AND TREAT EVERY CAR AS THEIR OWN**



PREMIUM DETAIL SPECIAL

**HAND WASH EXTERIOR
HAND WAS AND POLISH EXTERIOR
CLEAN SILLS AND JAMBS
CLEAN, DRESS & SHINE TIRES & WHEELS
CLEAN & SHINE ALL GLASS INSIDE AND OUT
CLEAN INTERIOR AND VACUUM
WORK PERFORMED AT OUR PLACE OR YOURS
\$100**

**PROPRIETORS – JOHN NOVELLI, RICH GOLD-
SCHMIDT & CHRIS SIMMONS**

314-495-0332





CAR



LIFE



W. Earl Lewis, LUTCF, CIC
Insurance Consultant
Lewis Insurance Agency

FARMERS

Auto • Home • Life • Business
 1309 Caulks Hill Rd
 St. Charles, MO 63304
 Bus: 636-926-3333 ER#: 636-219-4932
 Fax: 636-441-2482
elewis@farmersagent.com

HOME



BUSINESS



★ Very Safe IRA's and Roth IRA's ★ Also Rollovers
www.farmersagent.com/elewis/

Earl has been serving the insurance industry for 30+ years.
 Service and advice is his #1 priority.
 Call Earl today and you could save up to 65% on your auto and home.

GATEWAY GTO ASSOCIATION OFFICERS

President

Mark Melrose
151 Plant Avenue
Webster Groves Mo 63119
314-968-3106
mjmelrose@aol.com

Vice President II.

Darrell May
829 N. Metter
Columbia Il 62236
618-281-5884
dpmay@htc.net

Secretary

Shauna Wollmershauser
1948 A Sidney Street
St. Louis, MO 63104
636-734-0690
littlemisssek@gmail.com

Photo Album Editor

Terry Oxler
450 Muirfield Dr.
St. Charles Mo. 63304
636-928-5548
toxler@prodigy.net

Web

Chris Winslow (Acting)
44 Marcus Drive
St. Peters Mo. 63376
636-939-2770

chriswinslow@charter.net

Charity Chairman

Bob Blattel
4564 Austin Knoll Court
St. Charles Mo 63304
636-441-3141
bob@blattels.com

Vice President Mo

Kerry Friedman
11580 State Road WW
Dittmer, MO 63023
573-678-2353
kfriedman@hughes.net

Treasurer

Will Bowers
#1 Goshen Woods
Edwardsville IL. 62025
618-659-0429
wwbdsb@yahoo.com

GTOAA Chapter Rep.

Steve Hedrick
3676 Morgan Way
Imperial Mo. 63152
636-942-4020
shedrick@aol.com

Club Events Chairman

Marty Howard
7 Newcastle CT
St. Charles Mo. 63301
636-724-8641
nycgto@att.net

Newsletter Editor

Chris Winslow
44 Marcus Drive
St. Peters Mo. 63376
636-939-2770
chriswinslow@charter.net

Photographer

Chris Winslow
44 Marcus Drive
St. Peters MO 63376
636-937-2770
chriswinslow@charter.net

Advertising Guidelines

Classified ads up to 50 words are free to members; add 10 cents per word for any ad over 50 words. Payment is due upon submission. (members need to update ads at 3 month intervals or ads will be dropped). Classified ads up to 50 words for non-members are \$5.00 per issue.

Gateway GTO Club Information

The Gateway GTO Association was initially formed in the summer of 1984 by a group of seven. They all had a common interest in the Original Muscle Car, the Pontiac GTO. As a form of communication we publish a monthly newsletter called "The Hood Scoop". The purpose of this newsletter is to keep our members informed of all upcoming activities as well as providing interesting event coverage. The club meets every first Wednesday of the month at J. J.'s Restaurant, 1215 S. Duchesne Rd, St. Charles, Mo. 63301.

Membership dues are \$20.00 per year and all renewals are required to be paid by December 31st. You are allowed to have one associate member.

Club Sponsor



820 McDonnell Blvd.

Hazelwood Mo. 63042

www.behlmann.com

314-895-1600

1-800-892-8267



Gateway GTO Association Photo Album

If you have photos of past events or if you take pictures of future events that you think would be good for our Photo Album, please send them to the newsletter editor.

The Hood Scoop is published as an informative news bulletin to keep our members up to date on past, present, and future events.

Advertising rates are:

\$100 – Full page (Color or Black and White) ad in monthly *Hoodscoop* newsletter for 12 months, your logo on our Website Sponsor page, and a link to your website from our Related Website Link space.

\$50 – ½ page (Color or Black and White) ad in our monthly *Hoodscoop* newsletter for 12 months, your logo on our Website Sponsor page, and a link to your website from our Related Website Link space.

\$25 – Business Card (Color or Black and White) ad in our monthly *Hoodscoop* newsletter for 12 months, your logo on our Website Sponsor page, and a link to your website from our Related Website Link space.

As a Gateway GTO member please consider joining the GTO Association of America

**The Gateway GTO Association
is an official chapter of the
GTO Association of America
www.gtoaa.org**

**Visit us at
www.gatewaygto.org**

1948 A Sidney Street
St. Louis, MO 63104

